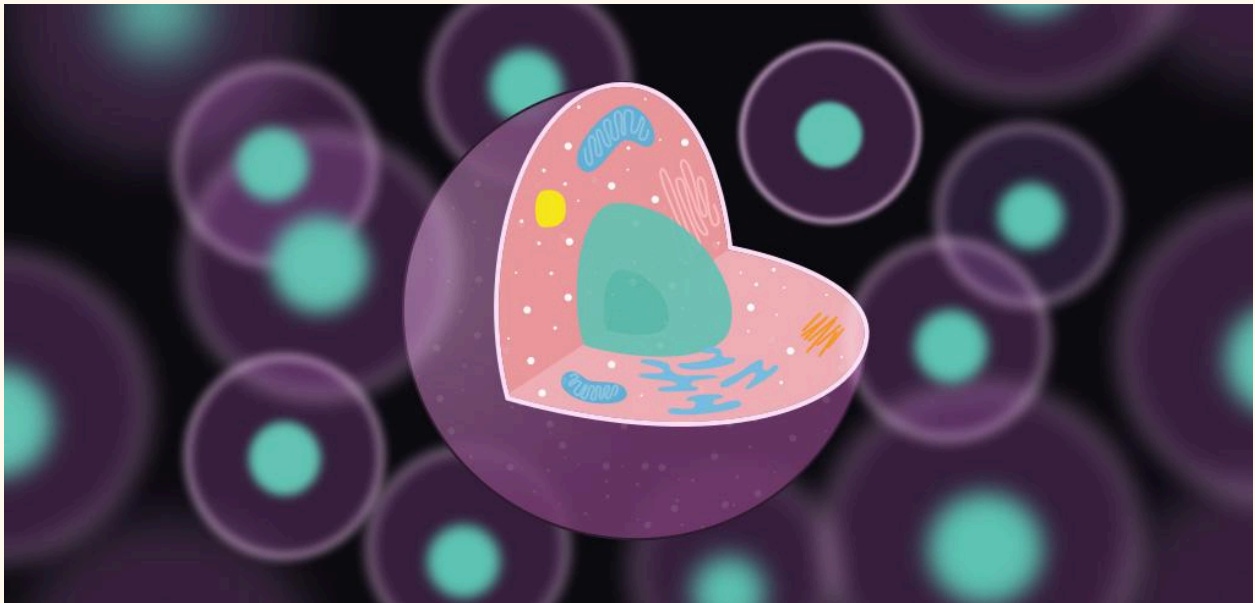


SPONSORED BY THE
LENZ GMBH

PANDORAS BOX

FOUR SIDES OF A BOX TO RULE THEM ALL

BY LENZ LENZINGTON III



SOMETIMES ALL YOU NEED IS SIDE NUMBER 1

Ceaser CIPHER? More like Ceaser Salad am I right? Put that thing into quipqiup and shakespears ceaser is produced + „In her golden Serpent“. Look for the missing letters in shakespears manuscript (found in the bibliotheka), they spell out „keyed“. Keyed Ceaser GOOGLE IT BOY. Ok let's take the cute key used for the monoalphabetic substitution. CLEOPETRA 🤔🤔😄 The shakesperean text ends abruptly, the missing word would be „Alchemy“. CLEOPETRA ALCHEMY GOOGLE IT BOY 🤔 wow omg 🤔 Cleopetra the alchemist was like a super cool person that had a serpent. Inside her serpent was written “the all is one” OMG very cool that is the SOLUTION TO THAT SIDE.

NUMBER 2 ALWAYS ON MY SIDE

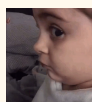
Side two, let me tell you all about it. Agrippas three books refer to the *De Occulta Philosophia libri III* 🙌🤩 And you have to look through the second one READ IT. You will find Agrippas code, which translates letters into NUMBERS. If you convert the letters on the side as such you will get 161 803 398. Also there is a dot in GREEN that is ONE TOO MANY DOTS IF U ASK ME. so it actually is [1.61803398](#). MIND = BLOWN 🤖 Use the vigenere passphrase “golden ratio” to decode the ct. It results in gibberish, but at least it is looking like an anagram. Now ORDER BY JUPITER. That just means take the Jupiters 🌍 magic ✨ square ■, write the gibberish into the square top to bottom left to right and read it by the order of the magic square. “set ablaze in fyres” YOU DID IT 🤩🦸

1... 2... 3... LITTLE PIGGIES WALKED TO SIDE 3

OK MAGICIAN TIME. Either find the magician as is and read his wiki article or you find the first clue in the rings of letters. If you read the top part of the rings you will see ABOVE 🙌, when you read the bottom parts its BELOW 🙌. Combine that with the magician's words you get [AS ABOVE SO BELOW](#). Alchemy ammirite? So now you should take it literally, A in ABOVE is B in BELOW. In other words going from above to below it would be A=B; B=E; O=L; V=O; E=W. You now translate the upper ct down to the below getting COPIALE. The lower ct translated to the top is ONEHUNDRED. Now you can read on from copiale (which is A BOOK) page 100 and you will find, that the things used in the ceremony are 7 things. 5 Things are depicted by the side itself, the two missing ones EQUATE TO THE SOLULU... they are like “three snakes olive branch” IIRC. that’s the password. good job!


SIDE FOUR-EVER

Ok very little to go off here and more a transcendental piece of the puzzle that can’t be connected to any side but I chose this format PLS DEAL WITH IT. By trying and looking



you will find a book that is switching places. Let’s be honest here... people just spammed their keys but that’s a solution to the puzzle if you ask me. You get the book that tells you that once it’s midnight you gotta get rid of demons and shit... Just turn the box till the sun is a moon and press L THERE YOU GO, WELCOME TO THE END.

IT DOESN'T META

So this is the Meta puzzle. Together with the book a tarot card spawned. It depicts “THE TOWER” but with CARL instead of XVI. In the first book that spawned there also was a schematic that was not explained yet. If you are really good at googling and have a pinch of luck you can find Carl Jung's model of the mind from that schematic alone, otherwise this is here to get you on the correct path. The tower is the important part, being a reference to the Bollinger Tower Carl Jung built. On the shore of this tower there was a cube, and on that cube there was a little person. The same little person depicted on side 4. This gives you everything you need to solve. Note that the Zodiac sign in the middle of the kid is not the same as the Planetary sign on the cube at the tower. This Zodiac sign  is that of the Capricorn the undeniable GOAT. Water goat if you want. This alludes to the goat with water on the top of the box. Now we can give meanings to I, II, III and IV. As the hints in the book (they appear over time) tell you there are 4 distinct meanings for these roman numerals.

Number 1: Planets

Number 2: Metals

Number 3: The Sides of the Box

Number 4: The Answers to each side of the Box

The 1,2,3 and 4 triangles used in the book when referring to the old masters are something else entirely. These represent the 4 divine steps to create the philosopher's stone or in other words the magnum opus. [SEE HERE](#). This can be found by checking what the old masters were ARTISTS, what did they use I and IV being lead and tin GOOGLE LEAD TIN OLD MASTERS [wow](#). GOOGLE YELLOW ALCHEMY. Ok there you go. The rest is kinda explained by the following image, but with the 4 meanings it ALL MAKES SENSE... kinda. After combining the letters (like the magician) and using Agrippas moves you get numbers that you can use as indices for the venus square where you put in all your answers from the other 3 sides. Now order these by the serpent as shown and follow the right side until you have a cipher text.

lead I 5
 saturn

IV 4
 tin ???
 jupiter

II ♀
 copper
 venus

III ♂
 olive branch three snakes
 iron
 mars

the all is one

Bellini and Raphael tried
 to touch the .: combining
 both I and IV

III, II, IV in II in her compass
 with wisdom of side III
 combine
 then consult IV

L M N L L N
 B G F D I G H

sketch by her creature of II,
 starting with the head

as a compass rose between these
 eight take a combination of
 copper and lead

next the concoction used by
 Bellini and Raphael

take a look at venus next
 next step shall guide you to
 saturn

add copper

next a mix of copper and iron
 look over to mars

Add lead

between the masculine and
 the feminine you will find
 the next sigil

Add Iron

Snip off the serpents tail twice
 and add it

in the space between
 jupiter and mars you
 will find the final piece

once combined use the wiles
 of IV and create the divine

. . . .

now vigenere that with the 4 steps to achieve the magnum opus **ETERNAL WISDOM**

GJ you did it... oh... o.o wait a second... that's not the solution.

Ok yeah, it wasn't satisfying to put that as the weekly solution so there is an invisible input field on the top of the game... input eternalwisdom there and you get the true ending:

BLUBBLEWAGON2024

or I mean you could just...

```
NUPE9700eC941883CF544F8D481FCD5D09BNUPECCNUPENUPENUPEBlubblewagon2024NUPE04E7XNUPENUPEBSVXNUPENUPENUPENUPENUPENUPENUPEXACKRNUPENUPENUPENUPENUPE
```

either way is legit